

Produkt-Neuheit | New Product
Nr. 9000-0038

HJS INNOVATION

HJS Hygiene-Schutzfolie für Pkw | HJS Hygienic Protective Screen for Cars



Logistische Daten | Logistical Data

HJS-Nr. HJS-No.	Preisgruppe Price group	Länge mm Length mm	Breite mm Width mm	Höhe mm Height mm	Gewicht kg Weight kg	Zolltarif-Nr. Customs tariff no.	EAN-Code EAN code
Hygiene-Schutzfolie Hygiene protection film							
93 4712	999	1545	100	70	1,480	39219090	4012588657008

TecDoc-Suchbaum | TecDoc Search Tree

Fahrzeug auswählen ^

VW CADDY IV Kombi
 (SAB, SAJ) 1.0 TSI

(Ändern) (Löschen)

Fahrzeugdetails v

Selektionshistorie v

Dashboard Suchbaum

- ▶ Kupplung/-anbauteile ☆
- ▶ Kühlung ☆
- ▶ Lenkung ☆
- ▶ Motor ☆
- ▶ Radantrieb ☆
- ▶ Riementrieb ☆
- ▶ Räder/Reifen ☆
- ▶ Scheibenreinigung ☆
- ▶ Scheinwerferreinigung ☆
- ▶ Schließanlage ☆
- ▶ Service-/Inspektions-/Wartungsteile ☆
- ▶ Sicherheitssysteme ☆
- ▶ Spezialwerkzeuge ☆
- ▶ Transportvorrichtung ☆
- ▼ **Zubehör** ☆
 - Fußmatten ☆
 - Hygieneschutzfolie** ★
 - Koffer-/Laderaum ☆
 - ▶ Zünd-/Glühanlage ☆



Produkte mit diesem Kennzeichen gibt es exklusiv nur von HJS!
 Products with this label are exclusively available only from HJS!

Urheberrechtlich geschützt/© by HJS Emission Technology GmbH & Co. KG, D-58706 Menden/Sauerland

All information and data stated in this Product Range document has been compiled with utmost care. Nevertheless, HJS accepts no liability for any errors, omissions or other inaccuracies contained herein. Subject to change without notice. Reprinting or reproduction, in whole or in part, including of photographs, illustrations or graphics, is not permitted without the prior written consent of HJS Emission Technology. We reserve all rights in connection with this document. The vehicle applications cited in this Product Range document may possibly be valid only up to the date printed on the last page of the document. All references made in this Product Range document to the item numbers of vehicle manufacturers and/or competitors are provided for the purpose of comparison only. Such information is not allowed to be used in invoices issued to vehicle owners. Es ist nicht statthaft, derartige Angaben in Rechnungen an den Fahrzeughalter zu verwenden.

© HJS Emission Technology GmbH & Co. KG, 58706 Menden/Sauerland, Germany

All information and data stated in this Product Range document has been compiled with utmost care. Nevertheless, HJS accepts no liability for any errors, omissions or other inaccuracies contained herein. Subject to change without notice. Reprinting or reproduction, in whole or in part, including of photographs, illustrations or graphics, is not permitted without the prior written consent of HJS Emission Technology. We reserve all rights in connection with this document. The vehicle applications cited in this Product Range document may possibly be valid only up to the date printed on the last page of the document. All references made in this Product Range document to the item numbers of vehicle manufacturers and/or competitors are provided for the purpose of comparison only. Such information is not allowed to be used in invoices issued to vehicle owners.

Ausführlicher Verwendungsbereich unter | Detailed application on www.hjs.com/lieferprogramm oder | or TecDoc

Hygiene-Schutzfolie für Pkw | Hygienic Protective Screen for Cars



Die HJS **Hygiene-Schutzfolie** - passend für nahezu alle Fahrzeugmodelle, aus transparentem und abwaschbarem PVC, trennt Fahrer und Fahrgäste und minimiert auf beiden Seiten das Risiko einer Tröpfcheninfektion. Die Montage erfolgt ohne Verschraubung, schnell und einfach mit Spanngummis an den Seiten. Das Set kann noch vor Ort auf jedes Maß angepasst werden.

The HJS **Hygienic Protective Screen** – fits almost all vehicle models, is made of transparent and wipeable PVC, separates the driver from the rear passengers and minimises the risk of airborne droplet infection for everyone. The screen is simple and quick to install without any need for tools – just stretch and attach the rubber straps. The kit can easily be cut to size wherever you are.

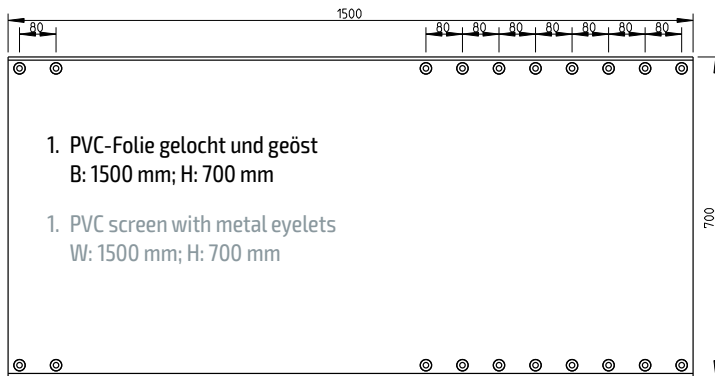
HJS-Nr. | HJS No. 93 4712



Vorteile | Advantages

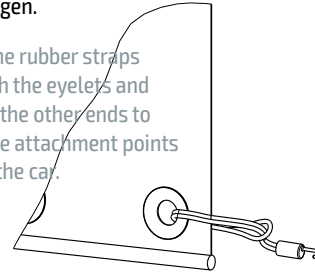
- **Universelle Einsatzmöglichkeiten in Fahrzeugen wie Taxis, Mietwagen, Krankentransportern**
Universal application in vehicles such as taxis, rental cars, patient transport vehicles
- **Keine Einschränkungen bei Fahrer oder Fahrgästen**
No restrictions for the driver or passengers
- **Vordersitze weiterhin individuell verstellbar**
Front seats still individually adjustable
- **Rückstandsloser Rückbau**
After removal, absolutely no sign of it ever having been installed
- **Eintragungsfrei**
No licensing approval or certification required

Montageanleitung | Installation Instructions



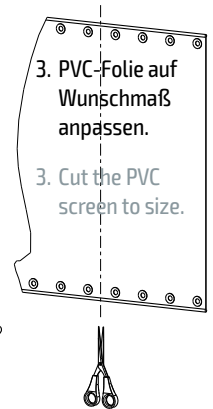
2. Spanngummis in Öse verschlaufen und anderes Ende im Fahrzeug befestigen.

2. Loop the rubber straps through the eyelets and fasten the other ends to suitable attachment points inside the car.



3. PVC-Folie auf Wunschmaß anpassen.

3. Cut the PVC screen to size.



■ **Pflegehinweis:** Wir empfehlen zur Reinigung schleifmittelfreie Reinigungsmittel in Kombination mit Wasser.
Care instructions: We recommend you use a non-abrasive cleaning agent, water and a soft, lint-free cloth.

■ **Sicherheitshinweise:** Die Montage kann aufgrund von Ausstattungs- oder Produktionsänderungen abweichen. Durch den Einbau dürfen keine Sicherheitseinrichtungen im Fahrzeug beeinträchtigt werden.

Safety information: The exact method of installation will vary depending on the vehicle trim and equipment and possible production-specific modifications to the product. The screen must not negatively affect any safety devices inside the vehicle (e.g. airbags) when installed.

Montagebeispiel | Installation Example

VW Caddy

